

Washing Machine

Front Loading

HITACHI





Wind Iron

Smooth Out Wrinkles with a High-Speed Airflow of Approx. 270km/h*1

The high-speed airflow of approx. 270 km/h*1 generated by the Jet Fan Drying System is applied to the clothes and by spreading it out within the large drum capacity of approx. 80 litres, dries the clothes while smoothing out wrinkles.



* The image is for illustrative purposes only.

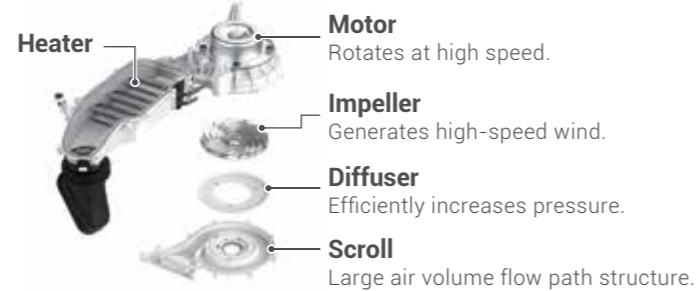
Wind Iron Technology



* The image is for illustrative purposes only.

① Jet Fan Drying System

Generates a high-speed airflow of approx. 270 km/h.*1



② Large Drum Capacity of Approx. 80 Litres with a Diameter*2 of Approx. 530 mm

Large drum capacity to spread out the clothes.

*1 Tested by Hitachi. The speed near the air outlet calculated from the area of the air outlet and wind volume.
*2 Diameter of the inside of the drum.

Wrinkleless Clothes

Effortless laundry by reducing the work of ironing. The high-speed airflow smooths out wrinkles, and you can wear clothes directly out of the washing machine.



Shirt / Cotton 100% *3

Drying-finish

	Drying Capacity	Shirt without Anti-Wrinkle Processing Polyester 65% Cotton 35%	Shirt without Anti-Wrinkle Processing Cotton 100%	Handkerchief Cotton 100%
Ready to wear without ironing.	1kg	 *4	 *4	 *4
This good, without ironing.	3kg	 *4	 *4	 *4
Few wrinkles even in heavy loads.	5kg	 *4	 *4	 *4

Fluffier Touch than Sun-Dried

Make a difference in the fluffiness of your towels.



Sun-Dried after Wash With Wind iron *5
Towels / Cotton 100%

*3 Tested by Hitachi. Tested model and program: Comparison between the model BD-D80CVE without Wind Iron / Cotton / Dry Only 3 kg and BD-D120XGV with Wind Iron / AI Wash / Wash & Dry 3 kg. The performance may differ depending on the amount of clothes and materials and items being dried together.
*4 Tested by Hitachi. Tested Model: BD-D120XGV. Tested Program: AI Wash / Wash & Dry. The performance may differ depending on the amount of clothes and materials and the combination of laundry being dried.
*5 Tested by Hitachi. Tested Model: BD-D120XGV. Tested Program: AI Wash / Wash 5 kg for Sun-Dried after Wash and AI Wash / Wash & Dry 5 kg for with Wind Iron. The performance may differ depending on the amount of clothes and materials and the combination of laundry being dried.

Wash & Dry 60*¹

Save Time with Your Laundry

Washing and drying can be finished in approx. 60 minutes.

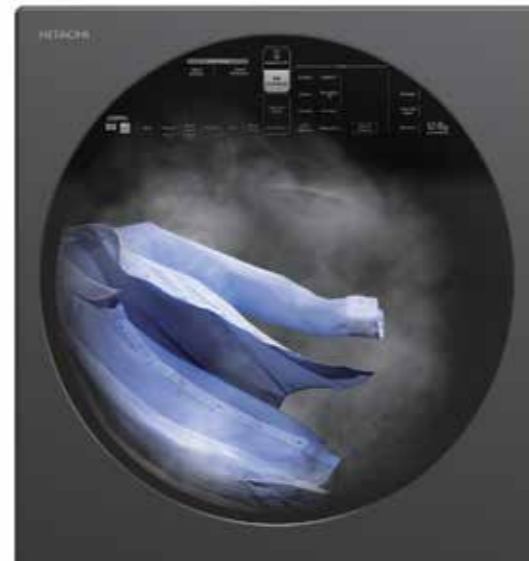


* The image is for illustrative purposes only.

Steam Iron*²

Wrinkle and Odour Removal*³ in Only 15 Minutes

Suitable for busy mornings and before going out. Steam Iron program quickly and gently reduces wrinkles in folded clothes. Two shirts take only 15 minutes. This program reduces wrinkles in folded clothes and removes odours by making a high-humidity environment inside the drum and by applying a high-speed airflow to the clothes.



* The image is for illustrative purposes only.

Air Wash*⁴

Clean and Deodorise Items*⁵ That Cannot Be Washed Easily

For items that cannot be washed easily, now you can keep them clean without deteriorating to prevent deformation in items like suits, stuffed toys, and shoes. With Air Wash, heated and moisturised air reduces bacteria*⁶ and suppresses virus activities*⁷ and also deodorises the items.



* The image is for illustrative purposes only.

*1 For loads under 1 kg of clothes such as 4 shirts. The performance may differ depending on the type and materials of clothes.

*2 For loads under 0.5 kg of dry clothes.

*3 The effect may differ depending on the materials of laundry items. Not all kinds of wrinkles and odours can be removed.

*4 For loads under 1 kg. Items such as leather and sponge materials cannot be washed.

*5 Not all kinds of odours, viruses and bacteria can be removed or suppressed.

*6 Air Wash [Maximum load: 1 kg; Required time (guide): 60 min] Test laboratory: Kitasato Research Center for Environmental Science / Document Number: 2021_0257 / Test method: Measurement of the rate of decrease of bacteria on plates attached to the test cloth. / Test result: Bacteria reduction rate of 99%.

*7 Air Wash [Maximum load: 1 kg; Required time (guide): 60 min] Test laboratory: Kitasato Research Center for Environmental Science / Document Number: 2021_0257 / Test method: Measurement of the rate of decrease of viruses on plates attached to the test cloth. / Test result: Virus reduction rate of 99%.

Intelligent Wash

Optimal Washing with 8 Smart Sensing

Smart washing and clean result without troublesome settings required. The washing method and operating time are automatically determined according to various washing conditions such as the type of detergent, the textile of the laundry items, etc.



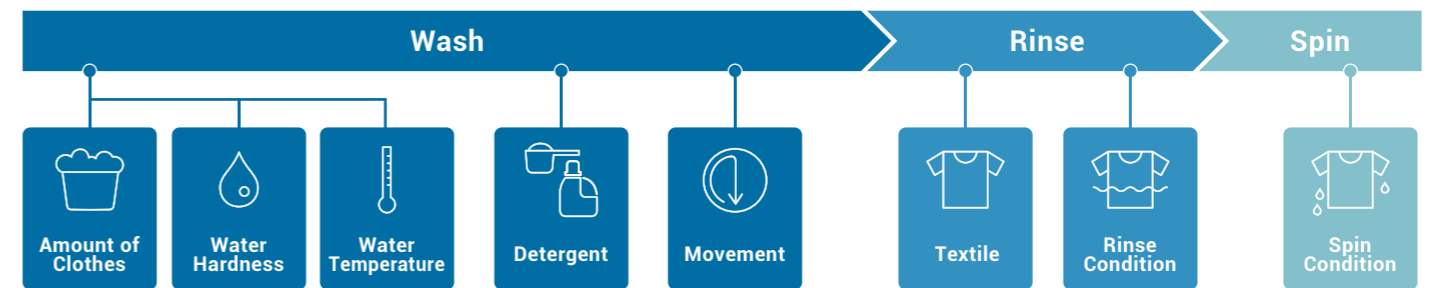
* The image is for illustrative purposes only.

Stain: Ketchup / Cotton 100%

*8

Sensing for Intelligent Wash to Make Your Laundry Smart

Intelligent Wash automatically determines the washing method and time depending on various washing conditions. You can do your laundry smartly and cleanly without detailed settings required.



8 Sensing for Intelligent Wash

- Amount of Clothes**
Set to the appropriate water level according to the amount of clothes.
- Water Hardness / Water Temperature**
Adjust the amount of detergent*⁹ and washing time according to the hardness and temperature of the water.
- Detergent*¹⁰**
Change washing control suitable for liquid detergent or powder detergent.
- Movement**
Adjust tub rotation speed to maximise the cleaning effect.
- Textile**
Reduce the amount of water by sensing synthetics.
- Rinse Condition**
Shorten rinsing time by sensing the rinsing condition.
- Spin Condition**
Shorten spinning time according to the remaining amount of water.

*8 Tested by Hitachi. Tested model: BD-120XGV. Tested program: Intelligent Wash. When washing 7.2 kg (60% of washing loading capacity). The effect varies depending on the type and amount of dirt.

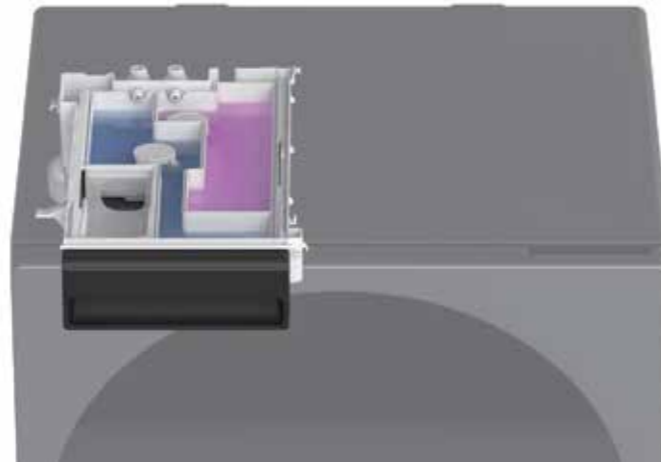
*9 Applies to only BD-D120XGV and BD-120XGV (When the Auto Dosing System function is ON).

*10 It may not be distinguishable depending on the type and amount of detergent.

Auto Dosing System*¹

Great Washing Results with Less Effort

Proper amounts of liquid detergent and fabric softener are automatically dispensed according to the washing loading amount for a clean finish. Also, after dispensing liquid detergent, the route is washed with clean water.



* The image is for illustrative purposes only.



Easily Refillable Large Capacity Tank

Washing 24 times*² with a single filling of liquid detergent and fabric softener.

- ① Tank for Liquid Detergent: 1,000 mL
- ② Tank for Fabric Softener: 600 mL



Clean Tank

The tank is detachable for washing easily with clean water.

Easy Navigation

"Empty" shows the time for refilling at one glance. You can adjust the amount of liquid detergent and fabric softener according to your preference.



*1 Applies to BD-D120XGV and BD-120XGV.

*2 When the load is 5 kg and the standard amount setting is the same as the default setting. The number of times you can wash varies depending on the type of liquid detergent / fabric softener, the setting status, the remaining amount in the tank, etc. When the remaining amount in the tank is low ("Empty" on the control panel lights up), refill the liquid. The 24 times includes the number of washings after "Empty" lights up.


60°C Hygiene

Your Clean and Hygienic Clothes*³ with the Power of Hot Wash

The built-in heater heats the water to 60°C. Enjoy clean and hygienic clothes for you and your loved ones.

Bacteria Reduction*⁴

With 60°C hot water, bacteria are reduced to make your clothes hygienic.



Removes Mites and Allergens*⁵ & Suppresses Virus Activities*⁶

Suitable for baby laundry. Removes mites and allergens, and also suppresses viruses in fibres with 60°C hot water.




*The image is for illustrative purposes only.

Auto Self Clean

Hygienic Washing Tub for Clothes You Care For

Allergy UK Approval Mould*⁷ & Bacteria*⁸ Reduction

Clean water at the bottom of the outer tub is pushed up to clean the entire tub.



*The image is for illustrative purposes only.

These places easily get dirty*⁹



*3 Not all kinds of bacteria, viruses and mites and allergen can be removed.

*4 60°C Hygiene [Maximum load: 4 kg, Required time (guide): 157 min] Test laboratory: Kitasato Research Center for Environmental Science / Test Report Number: 2021_0208 / Test method: Measurement of the rate of decrease of bacteria on plates attached to the test cloth. / Test result: Bacteria reduction rate of 99.99%.

*5 60°C Hygiene [Maximum load: 4 kg, Required time (guide): 157 min] Test laboratory: FCG Research Institute, Inc. / Test method: Measurement (Hitachi standards) of dead dust mites stuck to sheets. / Test result: Dust mite death rate of 99%. / Test method: Measurement (Hitachi standards) of amount of dust mite allergens (droppings/bodies). / Test result: Dust mite allergen reduction rate of 97%.

*6 60°C Hygiene [Maximum load: 4 kg, Required time (guide): 157 min] Test laboratory: Kitasato Research Center for Environmental Science / Document Number: 2021_1208 / Test method: Measurement of the rate of decrease of viruses on plates attached to the test cloth. / Test result: Virus reduction rate of 99.99%.

*7 Test Laboratory: Kitasato Research Center for Environmental Science / Test Report Number: 2021_0192 / Test Method: Measurement of the rate of decrease of mould spores on culture plates attached to the inside of the outer tub and the outside of the stainless steel tub when using the Auto Self Clean function. / Test Object: The outside of the stainless steel tub and the inside of the outer tub. / Test Result: Mould reduction rate of 99%.

*8 Test Laboratory: Kitasato Research Center for Environmental Science / Test Report Number: 2021_1192 / Test Method: Measurement of the rate of decrease of bacteria on plates attached to the inside of the outer tub and the outside of the stainless steel tub when using the Auto Self Clean function. / Test Object: The outside of the stainless steel tub and the inside of the outer tub. / Test Result: Bacteria reduction rate of 99%.

*9 An old Hitachi model made in Japan without Auto Self Clean function. The level of dirt differs depending on the conditions of use.

Antibacterial*¹ & Mouldproof*² Shower Lifter and Gasket



Shower Lifter

Gasket

User-friendly Design



Interior Lighting*³



Panel Door with Wide Opening



Glass Touch Display

* The image is for illustrative purposes only.

Dual Vibration Control System +

Ⓐ 5-Ply Liquid Load Balancer

Reduces vibration and vibrating width when the tub rotates.

Ⓑ 4-Friction Damper

Suppresses vibration of the tub and impact transmitted to the floor.

3D Acceleration Sensor

Detects complex vibrations in the front-back, left-right, and up-down directions and adjusts the tub rotating speed to suppress vibrations.



Drum Diameter 530 mm*⁴

* The image is for illustrative purposes only.

Hitachi Washer App*^{5,6}

IoT Connected*⁷

Supports washing in cooperation with a smartphone app.



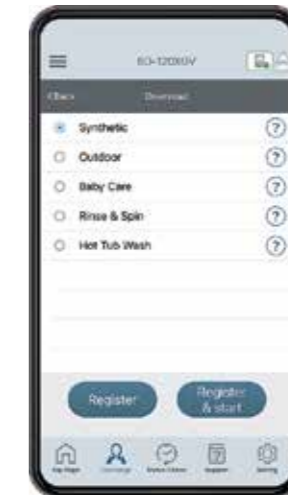
Notification

Get push notifications for a completed washing operation, clothes remaining in the tub and Tub Wash timing.



Download Program*⁸

Download the washing programs from Hitachi Washer App for your laundry.



for Washer Dryer

Synthetic / Outdoor / Daily 38 / Silent / Baby Care / Crease Care / Stain Care / Rinse & Spin*⁹ / No Tumble Dry / Hot Tub Wash / Tub Dry

for Washer

Synthetic / Outdoor Baby Care / Rinse & Spin*⁹ / Hot Tub Wash

Concierge (Laundry Assistant)

Recommends the washing programs by selecting the type of clothes for your laundry or life scene.



Remote Control*¹⁰

Start operation and check the operation status even when you are not near the washing machine. You can change the end time of the reserved operation before the operation starts.



Support

Easy instruction manuals and maintenance access anytime, anywhere.



*⁵ Applies to BD-D120XGV and BD-120XGV.
 *⁶ Not responsible for any damages, loss and default caused by downloading the application.
 *⁷ Requires an internet connection and a wireless LAN router. Use a wireless LAN router that can set WPA2 or WPA (with TKIP or AES) as the encryption method. The communication standards need to correspond to any of IEEE 802.11b/g/n (2.4 GHz only). Email registration is required before using the application. The application is not charged, but communication costs are charged when downloading and using the application. Communication costs will be borne by the customer who has contracted for the smartphone that is used. Please use after agreeing to the terms of use and the privacy policy of the dedicated application. The contents of services, screen design, functions, etc. of the application may change without notice. Also, the service provided may be terminated without notice.
 *⁸ With registration of the washing programs in the washing machine, you can operate without the application. You can save one favourite program and change it depending on your needs.
 *⁹ Rinse & Spin program is default-set in the products on shipment.
 *¹⁰ When operating the unit from your smartphone, please set to the remote-control standby mode by pressing "Remote" button on the unit.

*¹ Test Laboratory: BOKEN / Test Report Number: 213251774-1, 213237371-1 / Test Method: JIS Z 2801 / Test Object: Shower Lifter and Door Gasket. / Test Result: Antibacterial activity value of 2.0 or more.
 *² Test Laboratory: BOKEN / Test Report Number: 213251774-2, 213237371-2 / Test Method: JIS Z 2911 / Test Object: Shower Lifter and Door Gasket. / Test Result: Mould resistance display 0.
 *³ Applies to only BD-D120XGV, BD-D100XGV, BD-120XGV and BD-100XGV.
 *⁴ Diameter of the inside of the drum.

Washer Dryer (BD-D120XGV, BD-D100GV)



BD-D120XGV
Wash 12 kg / Dry 8 kg
Mauve Gray

**WIND
IRON**
**POWERED
INVERTER**



Features

- Wind Iron
- Intelligent Wash
- Auto Dosing System
- Auto Self Clean
- Interior Lightning
- Hitachi Washer App
- Inverter



BD-D100GV
Wash 10 kg / Dry 7 kg
White

**WIND
IRON**
**POWERED
INVERTER**



Features

- Wind Iron
- Intelligent Wash
- Auto Self Clean
- Inverter

Washer (BD-120XGV, BD-120GV, BD-100GV)



BD-120XGV
Wash 12 kg
Mauve Gray

**POWERED
INVERTER**



Features

- Intelligent Wash
- Auto Dosing System
- Auto Self Clean
- Interior Lightning
- Hitachi Washer App
- Inverter



BD-120GV
Wash 12 kg



BD-100GV
Wash 10 kg

**POWERED
INVERTER**



Features

- Intelligent Wash
- Auto Self Clean
- Inverter



Clean Technology & Design

Hitachi Washer Dryer come with a range of smart features that keep your effortless clothes longer.

Hygiene Air Program

With Hygiene Air Heat Cycle program, our Washer Dryer uses high temperature steam in the cycle and helps cutting down germs and bacteria.



Easy Iron

Easy Iron Technology optimises water levels, temperatures, spinning cycles and steam. Easy Iron feature reduces creases in your laundry, saving time for ironing.



Recycled PET Tub

Being environmentally friendly simply means having a lifestyle that are better for the environment. Hitachi uses recycled PET bottles in our washing machines tub production while maintaining the Hitachi's quality and performance.



Steam & Hygiene Program

Steam & Hygiene program makes things effortless through the use of steam and high temperature washing. The program works by releasing the steam from the bottom of the washing machine's drum, right before it even starts washing. Creating pre-treatment to loosen up stubborn stains, dirt, and other gunk in your garments. Certified with Allergy UK that the feature helps reduce the amount of allergens in your laundry including cat, dog and pollen allergens, as well as bacteria and fungi.



Allergy UK Approved 99% Mould & Bacteria Reduction



○Test Laboratory: Kitasato Research Center for Environmental Science / Test Report Number: 2021_0192 / Test Method: Measurement of the rate of decrease of mould spores on culture plates attached to the inside of the outer tub and the outside of the stainless steel tub when using the Auto Self Clean function. / Test Object: The outside of the stainless steel tub and the inside of the outer tub. / Test Result: Mould reduction rate of 99%.
 ○Test Laboratory: Kitasato Research Center for Environmental Science / Test Report Number: 2021_1192 / Test Method: Measurement of the rate of decrease of bacteria on plates attached to the inside of the outer tub and the outside of the stainless steel tub when using the Auto Self Clean function. / Test Object: The outside of the stainless steel tub and the inside of the outer tub. / Test Result: Bacteria reduction rate of 99%.



Volcanic Gray

BD-D100YFVEM
Wash 10.0 kg / Dry 6.0 kg
INVERTER
 1,400 rpm



Features

- Steam Technology
- Steam & Hygiene
- Easy Iron
- Hygiene Air Program
- Auto Clean Detergent Drawer
- Touch LED Display
- 15 Wash Programs
- Recycled PET Tub
- Brushless Inverter Motor
- Bluetooth (HomeWhiz) Connectivity





Technology & Design

Hitachi Washing Machines come with a range of smart features that fit the design of your home.

Refreshing Steam Program

Refreshing Steam is a short program for 1kg dry clothes. Provide your ironing duties easier with refreshing the odour on your clothes.



Easy Iron

Easy Iron Technology optimises water levels, temperatures, spinning cycles and steam. Easy Iron feature reduces creases in your laundry, saving time for ironing.



Recycled PET Tub

Being environmentally friendly simply means having a lifestyle that are better for the environment. Hitachi uses recycled PET bottles in our washing machines tub production while maintaining the Hitachi's quality and performance.



Steam & Hygiene Program

Steam & Hygiene program makes things effortless through the use of steam and high temperature washing. The program works by releasing the steam from the bottom of the washing machine's drum, right before it even starts washing. Creating pre-treatment to loosen up stubborn stains, dirt, and other gunk in your garments. Certified with Allergy UK that the feature helps reduce the amount of allergens in your laundry including cat, dog and pollen allergens, as well as bacteria and fungi.



Allergy UK Approved 99% Mould & Bacteria Reduction



○Test Laboratory: Kitasato Research Center for Environmental Science / Test Report Number: 2021_0192 / Test Method: Measurement of the rate of decrease of mould spores on culture plates attached to the inside of the outer tub and the outside of the stainless steel tub when using the Auto Self Clean function. / Test Object: The outside of the stainless steel tub and the inside of the outer tub. / Test Result: Mould reduction rate of 99%.
○Test Laboratory: Kitasato Research Center for Environmental Science / Test Report Number: 2021_1192 / Test Method: Measurement of the rate of decrease of bacteria on plates attached to the inside of the outer tub and the outside of the stainless steel tub when using the Auto Self Clean function. / Test Object: The outside of the stainless steel tub and the inside of the outer tub. / Test Result: Bacteria reduction rate of 99%.



Volcanic Gray

BD-100YFVEM 10.0 kg
BD-90YFVEM 9.0 kg

INVERTER 
1,400 rpm



Features

- Steam Technology
Steam & Hygiene
Easy Iron
Refreshing Steam
- Auto Clean Detergent Drawer
- Touch LED Display
- 15 Wash Programs
- Recycled PET Tub
- Bluetooth (HomeWhiz) Connectivity



Volcanic Gray

BD-80YFVEM 8.0 kg

INVERTER 
1,400 rpm



Features

- Steam Technology
Steam & Hygiene
Easy Iron
Refreshing Steam
- Auto Clean Detergent Drawer
- Touch LED Display
- 15 Wash Programs
- Recycled PET Tub
- Bluetooth (HomeWhiz) Connectivity

Customise Your Wash for Your Favourite Clothes

Hot Wash

Hygienic and spotless clean clothes with selectable water temperature



Hot wash for special hygiene care laundry.

For tea cloths, towels, table cloths and sheets.



Efficiently wash away stubborn dirt and skin sebum. Reduce allergies.

For undergarments and kids wear.



Wash away the stubborn dirt and stains.

For casual wear and synthetic wear.

Selectable Dry Level

Select from the three options : High / Mid / Low depending on your laundry load & types.

	<p>High</p> <p>For heavy laundry e.g. jeans, thick towels or immediate</p>
--	---

	<p>Medium</p> <p>For normal laundry e.g. cotton shirts, etc.</p>
--	---

	<p>Low</p> <p>For delicates and clothes that wrinkles easily e.g. silk, polyester, etc.</p>
--	--

Prewash

Make your clothes more clean by Prewash heavily soiled items.



Reload Function

When you want to add more items halfway through the wash cycle, all you do is to press the "Start / Pause" button for three seconds and add them to the drum, press it again to resume the washing. This is convenient when you find some items left after the cycle started before the water becomes high level and the temperature up to 60°C.

Tangle-Free Finish

When the spin cycle ends, the drum repeatedly moves clockwise and counter clockwise, first making items fall off the drum wall and then untangling them. This feature makes it much easier to remove clothes from the drum. Minimal Tangling means fewer wrinkles on clothes left in the drum for a long time after spin-drying.

*Tangle-Free Finish will not be activated with certain load capacities or settings.



*Images are for illustrative purposes only.

Time Saver Programs

Equipped with three quick wash and dry programs.



Rapid 15

Extra short 15-minutes washing program suitable for lightly soiled items or small loads.



Daily 45

For washing lightly soiled items or small loads in a short 45 minutes.



1 Hour W/D

For quickly washing and drying lightly soiled and small objects in 1 hour.

Ways to Keep Your Washing Machine Clean

Door Clean

During the spin cycle, foam or detergent residue that is left on the glass door and gasket can be thoroughly washed away with clean water. No need to clean them yourself.



90°C Tub Cleaning

Select the Tub Clean program and it cleans the inside tubs with 90°C hot water. The high temperature strong water flow washes the gap between inner and outer drums, keeping them clean and hygienic.



*The image is for illustrative purposes only.

Easy Installation with Slim Depth Design

You can install easily even for kitchens with limited space, shallow kitchen counter or with plumbing behind with only 495mm depth.



White

BD-D80CVE
Wash 8.0 kg / Dry 6.0 kg

INVERTER
1,400 rpm



Features

- Inverter
- Selectable Dry Level
- Door Clean
- LED Multi Functional Display
- Tangle-Free Finish
- Reload
- Auto Power Off
- Fully Auto Restart
- 15 Programs Special Programs
90°C Tub Clean / Baby Clean / Rapid 15 / Daily 45 / 1 Hour W/D
- Optional Menus
Timer / Prewash / Extra Rinse

Heat Pump Tumble Dryer (TD-80XFVEM)



Favourable Features & Great Design

New Hitachi Heat Pump Tumble Dryers come with a range of great features that fit the design of your home.

Steam & Wear

With the help of optimal steam and temperature settings, Steam & Wear technology refreshes your garments and provides wrinkle-free* results without ironing. Your favourite clothes, especially shirts, are ready to wear.

*Tested by 3rd party laboratory, using the shirt programme with up to 6 shirt load.



Sensor Based Drying

Clothes degrade faster when they are overdried or overheated. Sensor drying programmes prevent over-drying by identifying the level of humidity in the drum and automatically stopping the cycle when the optimal dryness level has been reached.



Efficient Inverter Motor

Hitachi Tumble Dryers with inverter motor technology provide high efficiency, high durability, and low noise levels. Inverter motors outperform non-inverter motors by 25%*.

*Performance rating with respect to induction motor under similar load conditions.



LED Light

Hitachi's interior LED light makes loading and unloading your laundry easier by lighting up the inside of the drum, which helps you easily spot those smaller items that may get left behind.



Hygiene Programs

The Hygiene Programme selects the optimal temperature to eliminate bacteria and viruses from your clothes in one cycle. It helps to reduce the number of allergens including cat, dog, and pollen allergens, as well as bacteria and fungi. The Hygiene Programme has been endorsed by the independent foundation of Allergy UK.



Allergy UK Approved 99% Mould & Bacteria Reduction



OTest Laboratory: Kitasato Research Center for Environmental Science / Test Report Number: 2021_0192 / Test Method: Measurement of the rate of decrease of mould spores on culture plates attached to the inside of the outer tub and the outside of the stainless steel tub when using the Auto Self Clean function. / Test Object: The outside of the stainless steel tub and the inside of the outer tub. / Test Result: Mould reduction rate of 99%.
OTest Laboratory: Kitasato Research Center for Environmental Science / Test Report Number: 2021_1192 / Test Method: Measurement of the rate of decrease of bacteria on plates attached to the inside of the outer tub and the outside of the stainless steel tub when using the Auto Self Clean function. / Test Object: The outside of the stainless steel tub and the inside of the outer tub. / Test Result: Bacteria reduction rate of 99%.

Control Laundry Remotely

Control and monitor the Hitachi Heat Pump Tumble Dryers from anywhere with Homewhiz; a smart home application that provides a professional assistant to make your life easier! Using your tablet, smartphone, or smart TV, streamline the inner workings of your home and make life better.



Volcanic Gray

**TD-80XFVEM
Dry 8.0 kg**



Features

- Steam & Wear (3 Levels)
- Hygiene Programs
- Sensor Drying
- Interior Light
- 2-layers Removable Lint Filter
- 15 Dry Programs
- Touch LED Display
- Recycled PET Chassis
- Reversible Door (Optional)
- Wi-Fi (HomeWhiz) Connectivity

Specifications

Washer Dryer				
Model		BD-D120XGV	BD-D100GV	
Capacity	Washing Capacity (kg)	12	10	
	Drying Capacity (kg)	8	7	
General	Colour	Mauve Gray	White	
	Interface	Glass Touch Switch	Glass Touch Switch	
	Drum Type	Big Drum 530 mm Diameter	Big Drum 530 mm Diameter	
	Gasket	Antibacterial ^{*1} & Mouldproof ^{*2}	Antibacterial ^{*1} & Mouldproof ^{*2}	
	Shower Lifter	Antibacterial ^{*1} & Mouldproof ^{*2}	Antibacterial ^{*1} & Mouldproof ^{*2}	
	Wide Opening Door	●	●	
	Inverter	●	●	
	Dual Vibration Control System +	●	●	
	Feature	Reload	●	●
		Prewash	●	●
Rinse Hold		●	●	
Rinse Count		●	●	
Max Spin Speed (RPM)		1,600	1,600	
Water Temperature		Cold / 30°C / 40°C / 60°C / 90°C	Cold / 30°C / 40°C / 60°C / 90°C	
Child Lock		●	●	
Timer		●	●	
Auto Self Clean		●	●	
Interior Lighting		●	-	
Memory (Program+Setting)		●	●	
Drying Feature		Wind Iron	●	●
		Time Dry	●	●
		Dry Option	Low Temp. / Extra Dry	Low Temp. / Extra Dry
Auto Dosing System	Liquid Detergent	●	-	
	Fabric Softener	●	-	
	Low Level Notification	●	-	
	Adjust Function	More / Less	-	
Smartphone App	Hitachi Washer App	●	-	
Program (●)	Intelligent Wash	●	●	
	Download Program ^{*3} (○)	●	●	
Download Program ^{*3} (○)	Cotton	●	●	
	Synthetic	○	-	
	Delicate	●	●	
	Wool	●	●	
	Duvet	●	●	
	Outdoor	○	-	
	Rapid 15	●	●	
	Daily 38	○	-	
	Silent	○	-	
	Baby Care	○	-	
	Crease Care	○	-	
	Stain Care	○	-	
	60°C Hygiene	●	●	
	Air Wash	●	●	
	Steam Iron	●	●	
	Spin	●	●	
	Rinse & Spin	○	-	
	Wash & Dry 60	●	●	
	Dry Only	●	●	
	No Tumble Dry	○	-	
Tub Wash	●	●		
Hot Tub Wash	○	-		
Tub Dry	○	-		
Download (default: Rinse & Spin)	●	-		
Dimensions (Width x Depth x Height, mm)		600 x 650 x 850	600 x 650 x 850	
Minimum Installation Dimensions (Width x Depth x Height, mm)		640 x 700 x 880	640 x 700 x 880	
Weight (Net / Gross, kg)		72 / 77	72 / 77	

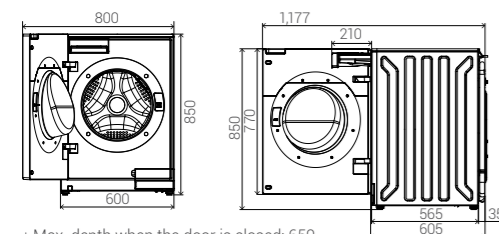
*1 Test Laboratory: BOKEN / Test Report Number: 213251774-1, 213237371-1 / Test Method: JIS Z 2801 / Test Object: Shower Lifter and Door Gasket / Test Result: Antibacterial activity value of 2.0 or more.
 *2 Test Laboratory: BOKEN / Test Report Number: 213251774-2, 213237371-2 / Test Method: JIS Z 2911 / Test Object: Shower Lifter and Door Gasket / Test Result: Mould resistance display 0.
 *3 Applicable when downloading. With registration of the washing programs in the washing machine, you can operate without the application. You can save one favourite program and change it depending on your needs.

Washer					
Model		BD-120XGV	BD-120GV	BD-100GV	
Capacity	Washing Capacity (kg)	12	12	10	
General	Colour	Mauve Gray	White		
	Interface	Glass Touch Switch	Glass Touch Switch		
	Drum Type	Big Drum 530 mm Diameter	Big Drum 530 mm Diameter		
	Gasket	Antibacterial ^{*1} & Mouldproof ^{*2}	Antibacterial ^{*1} & Mouldproof ^{*2}		
	Shower Lifter	Antibacterial ^{*1} & Mouldproof ^{*2}	Antibacterial ^{*1} & Mouldproof ^{*2}		
	Wide Opening Door	●	●		
	Inverter	●	●		
	Dual Vibration Control System +	●	●		
	Feature	Reload	●	●	
		Prewash	●	●	
Intensive		●	●		
Rinse Hold		●	●		
Rinse Count		●	●		
Max Spin Speed (RPM)		1,600	1,600		
Water Temperature		Cold / 30°C / 40°C / 60°C / 90°C	Cold / 30°C / 40°C / 60°C / 90°C		
Child Lock		●	●		
Timer		●	●		
Auto Self Clean		●	●		
Interior Lighting		●	-		
Memory (Program+Setting)		●	●		
Auto Dosing System		Liquid Detergent	●	-	
		Fabric Softener	●	-	
	Low Level Notification	●	-		
	Adjust Function	More / Less	-		
Smartphone App	Hitachi Washer App	●	-		
Program (●)	Intelligent Wash	●	●		
	Download Program ^{*3} (○)	●	●		
Download Program ^{*3} (○)	Cotton	●	●		
	Synthetic	○	-		
	Delicate	●	●		
	Wool	●	●		
	Duvet	●	●		
	Outdoor	○	-		
	Rapid 15	●	●		
	Daily 38	●	●		
	Silent	●	●		
	Baby Care	○	-		
	Crease Care	●	●		
	Stain Care	●	●		
	60°C Hygiene	●	●		
	Spin	●	●		
	Rinse & Spin	○	-		
	Tub Wash	●	●		
	Hot Tub Wash	○	-		
	Download (default: Rinse & Spin)	●	-		
	Dimensions (Width x Depth x Height, mm)		600 x 650 x 850	600 x 650 x 850	
	Minimum Installation Dimensions (Width x Depth x Height, mm)		640 x 700 x 880	640 x 700 x 880	
Weight (Net / Gross, kg)		68 / 73	68 / 73		

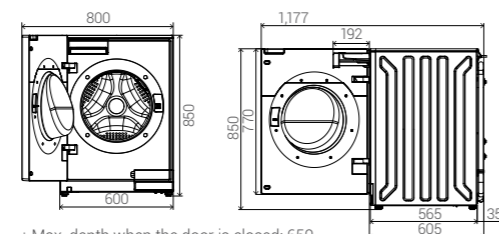
*1 Test Laboratory: BOKEN / Test Report Number: 213251774-1, 213237371-1 / Test Method: JIS Z 2801 / Test Object: Shower Lifter and Door Gasket / Test Result: Antibacterial activity value of 2.0 or more.
 *2 Test Laboratory: BOKEN / Test Report Number: 213251774-2, 213237371-2 / Test Method: JIS Z 2911 / Test Object: Shower Lifter and Door Gasket / Test Result: Mould resistance display 0.
 *3 Applicable when downloading. With registration of the washing programs in the washing machine, you can operate without the application. You can save one favourite program and change it depending on your needs.

Dimensions (mm)

BD-D120XGV / BD-120XGV



BD-D100GV / BD-120GV / BD-100GV



19 * Max. depth when the door is closed: 650

* Max. depth when the door is closed: 650

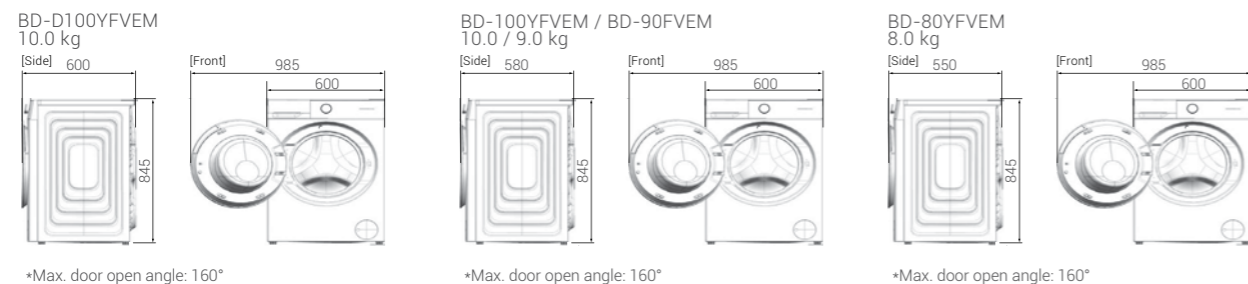
Specifications

	Washer Dryer		Washer		
Model	BD-D100YFVEM		BD-100YFVEM	BD-90FVEM	
Washing Capacity (kg)	10.0		10.0	9.0	
Drying Capacity (kg)	6.0		-	-	
General	Colour	Volcanic Gray		Volcanic Gray	
	Interface	Touch LED Display		Touch LED Display	
	Drum Diameter	520 mm		520 mm	
	Wide Opening Door	●		●	
	Inverter Motor	●		●	
Performance	2000 - 2350 W		2000 - 2350 W		
Features / Functions	Allergy Certificate for Hygiene	●		●	
	Easy Iron	●		●	
	Refreshment Program	Hot Air		Steam	
	Prewash	●		●	
	Rapid / Intensive Wash	●		●	
	Extra Rinse	●		●	
	Max. Spin Speed (RPM)	1,400		1,400	
	Water Temperature	Cold / 20°C / 30°C / 40°C / 60°C / 90°C		Cold / 20°C / 30°C / 40°C / 60°C / 90°C	
	Child Lock	●		●	
	Timer	●		●	
	Tub Clean Function	●		●	
	Self Cleaning Detergent Drawer	●		●	
	Environment Friendly Recycled PET Tub	●		●	
Smartphone App Programs	HomeWhiz App	Bluetooth		Bluetooth	
	1	Cotton		Cotton	
	2	Cotton Eco		Cotton Eco	
	3	Synthetic		Synthetic	
	4	Wool		Wool	
	5	Rapid / Rapid 14		Rapid / Rapid 14	
	6	Shirt		Shirt	
	7	Download Cycle		Download Program	
	8	Spin + Drain		Spin + Drain	
	9	Rinse		Rinse	
	10	Cotton Dry		Stain Care	
	11	Synthetic Dry		Steam & Hygiene	
	12	Hygiene Wash & Dry		Duvet	
	13	6 kg Wash & Dry		Refreshing Steam	
	14	Wash & Wear		Outdoor	
	15	Hygiene Air		Darkwash / Jeans	
Download Programs	1	Mix		Mix	
	2	Outdoor		Towel	
	3	Darkwash / Jeans		Soft Toys	
	4	Downwear		Curtain	
	5	Lingerie		-	
Dimensions (Width x Depth x Height, mm)	600 x 600 x 845		600 x 580 x 845	600 x 580 x 845	
Minimum Installation Dimensions (Width x Depth x Height, mm)	620 x 620 x 865		620 x 600 x 865	620 x 570 x 865	
Weight (Net / Gross, kg)	76 / 79		76 / 79	72 / 75	

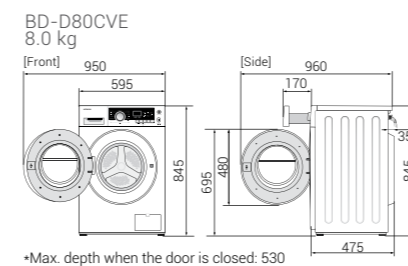
	Washer Dryer		
Model	BD-D80CVE		
Washing Capacity (kg)	8.0		
Drying Capacity (kg)	6.0		
Inverter Control	●		
Washing Functions	Intelligent Sensor Systems	Water Level Sensor	●
		Water Temperature Sensor	●
		Load Sensor	●
		Revolution Sensor	●
		Foam Detection Sensor	●
	Self Correction System	●	
Spin Function		Max. Spin Speed (r/min)	1,400
		Variable Spin Control	●
		Tangle-Free Finish	●
Useful Functions	Memory	●	
	Timer	●	
	Option	Water Temperature	Cold / 20°C / 30°C / 40°C / 60°C / 90°C
		Spin Speed (r/min)	0 / 400 / 600 / 800 / 1000 / 1200 / 1400
		Stain Level	-
		Prewash	●
		Extra Rinse	●
Clean Functions	Tub Clean	● (90°C)	
	Antibacterial Material	Gasket	
	Door Clean	●	
No. of Program	15		
Programs	Washing	Daily 45	●
		Rapid 15	●
	Washing and Drying	Daily Wash	●
		Delicate Duvet	●
	Cotton Eco	●	
	Wool	●	
	Washing and Drying	Cotton / Mix	●
		Baby Care	●
		1 Hour W/D	●
	Drying	Dry	●
	Others	Tub Clean	●
		Rinse & Spin	●
		Spin	●
Structure	Control Panel	LED / Knob	
	Detergent Drawer	All-in-One	
	Softener Drawer		
Reload	●		
Auto Restart	●		
Auto Power Off	●		
Child Lock	●		
Safety Lock	●		
Energy Consumption (kWh / Cycle)*1	Washing	0.96	
	Washing & Drying	5.44	
Water Consumption (L / Cycle)*1	Washing	64	
	Washing & Drying	152	
Dimensions (Width x Depth x Height, mm)*2	595 x 475 x 845		
Minimum Installation Dimensions (Width x Depth x Height, mm)	635 x 495 x 870		
Body Colour	White		
Weight (Net / Gross, kg)	65 / 68		

*1 Based on COMMISSION DELEGATED REGULATION (EU) No 1061 / 2010
*2 Including drain hose and water supply hose

Dimensions (mm)



Dimensions (mm)

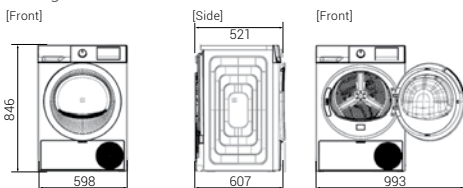


Specifications

		Heat Pump Tumble Dryer
Model		TD-80XFVEM
Drying Capacity (kg)		8.0
General	Dryer Type	Heat Pump
	Colour	Volcanic Gray
	Interface	Touch LED Display
	Water Tank Position	Up
	Direct Drain with Pump	●
	Drum Diameter	576 mm
	Inverter Motor	●
Performance	Energy Rating	5 Ticks
	Max. Power Consumption	800 W
Features / Functions	Steam & Wear	●
	Anti Allergy / Hygiene Program	●
	Lint Filter	Double Layer Combined Filter
	Sensor Control	●
	Time Controlled Drying	●
	Drum Material	Stainless Steel
	Interior Illumination	LED
	Environment Friendly Recycled PET Chassis	●
	Reversible Door	●
	Auto Refilling Steam Tank	●
	Child Lock	●
	Timer	●
	Water Tank Full Indicator Light	●
	Clean Condenser Indicator Light	●
Clean Filter Indicator Light	●	
Stacking Kit	As Spare Part	
Smartphone App	HomeWhiz App	Wi-Fi
Programs	1	Cotton
	2	Cotton Eco
	3	Synthetic
	4	Hygienic Drying
	5	Hygienic Refresh
	6	Wool
	7	Download Program
	8	Time Dry
	9	Duvet
	10	Daily Express
	11	Jeans
	12	Mix
	13	Steam
	14	Shirt
	15	-
Download Programs	1	Silent (Night)
	2	Outdoor
	3	Lingerie
	4	Towel
	5	Refresh
	6	-
Dimensions (Width x Depth x Height, mm)		598 x 607 x 846
Minimum Installation Dimensions (Width x Depth x Height, mm)		638 x 657 x 876
Weight (Net / Gross, kg)		41 / 44.5

Dimensions (mm)

TD-80XFVEM
8.0 kg



*Max. door open angle: 155°